

**Arthapedia**

**[www.arthapedia.in](http://www.arthapedia.in)**

**A Members' Guide to 'Create a Concept'**

Go to <http://arthapedia.in> and Click on Log in

The screenshot shows a web browser window with the URL [http://arthapedia.in/index.php/Home\\_Page](http://arthapedia.in/index.php/Home_Page). The browser's address bar and menu bar are visible. A red arrow originates from the text 'Click on Log in' and points to a button labeled 'Log in / create account' in the top right corner of the page. The page features the IES logo and the text 'Welcome to Arthapedia'. A sidebar on the left contains a 'What's New?' section and a 'Navigation' menu with links such as 'Home Page', 'Create a Concept', 'Editorial Board', 'Profiles', 'Concepts', 'Submission Guidelines', 'FAQ', 'Contact Us', 'Random page', 'Updates', 'About IES', 'Feedback', 'Help', and 'Share Tools'. The main content area is divided into two columns: 'About Arthapedia' and 'Concepts'. The 'About Arthapedia' column contains text about the portal's purpose, its management by IES officers, its objective to increase transparency, its motivation (the 50th anniversary of the Indian Economic Service), its forerunner (iES Today), and its members. The 'Concepts' column lists various economic concepts and facilities, including Appropriation, AYUSH, Base Effect, Bid Rigging, Charged Expenditure, Consolidated Fund of India, Debt Consolidation and Relief Facility (DCRF), Guillotine, Household Industry Workers, Inclusive Growth, Internal and Extra Budgetary Resources (IEBR), Liquidity Adjustment Facility (LAF), Models of Microfinance in India, Non-Resident Indian Deposits (NRI Deposits), and Primary, Secondary and Tertiary HealthCare.

on of Data for better Productivity. Click here to visit

## Welcome to Arthapedia

### About Arthapedia

Arthapedia is a portal for facilitating understanding of the Indian Economy and its governance by explaining the concepts used in the economic policy domain in India.

This portal is managed by government economists of India (known as [Indian Economic Service \(IES\) Officers](#)) and is intended to cater to the requirements of their counterparts in other countries as well as to academicians, economists, policy practitioners, financial journalists, students and to any interested citizen, both within the country and abroad.

The **objective** of this portal is to increase transparency in government by simplifying indigenous concepts or by introducing domestic institutions to support the professional development of public policy economists. It is meant to enrich and enhance citizen friendly policy formulation through dialogue and collaborative action.

The **motivation** behind this site is Chief Economic Advisor of India-Dr. Kaushik Basu-who on the occasion of fiftieth year of establishment of Indian Economic Service inspired IES officers to create a website for explaining economics related concepts which are of relevance to India.

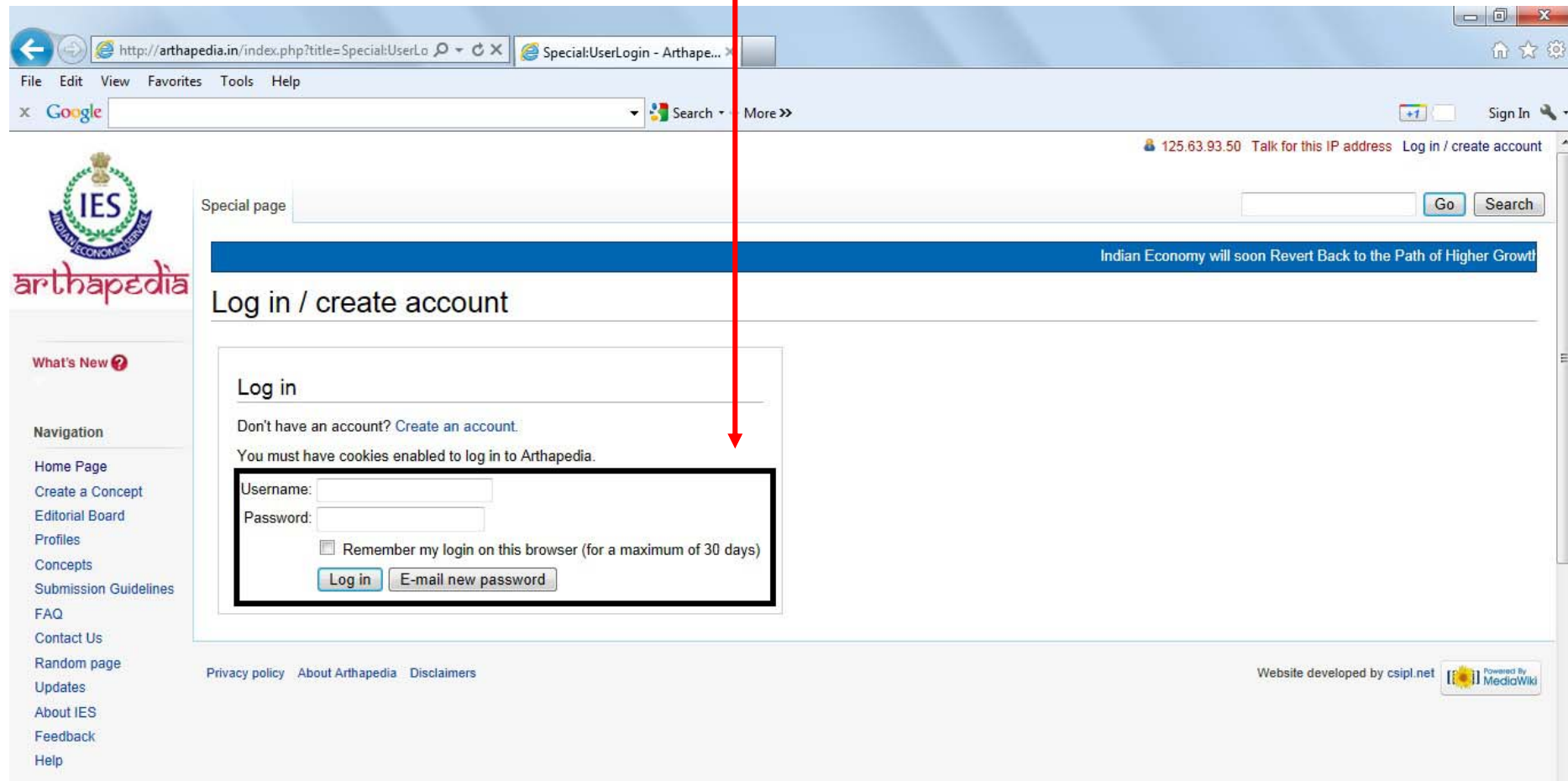
The **forerunner** for this website is the internally circulated daily newsletter *iES Today* which was widely received and appreciated by policy makers of the country.

**Members:** All serving IES officers are automatically members of this website and are vested with the rights for writing the content.

### Concepts

- Appropriation
- AYUSH
- Base Effect
- Bid Rigging
- Charged Expenditure
- Consolidated Fund of India
- Debt Consolidation and Relief Facility (DCRF)
- Guillotine
- Household Industry Workers
- Inclusive Growth
- Internal and Extra Budgetary Resources (IEBR)
- Liquidity Adjustment Facility (LAF)
- Models of Microfinance in India
- Non-Resident Indian Deposits (NRI Deposits)
- Primary, Secondary and Tertiary HealthCare
- Quick Employment Survey

Type your **Username & Password** and click on **Login**



The screenshot shows a web browser window with the URL `http://arthapedia.in/index.php?title=Special:UserLo`. The page features the IES (Indian Economic Service) logo and the text "arthapedia". A navigation menu on the left includes links like "Home Page", "Create a Concept", "Editorial Board", "Profiles", "Concepts", "Submission Guidelines", "FAQ", "Contact Us", "Random page", "Updates", "About IES", "Feedback", and "Help". The main content area is titled "Log in / create account" and contains a "Log in" section. This section includes a message: "Don't have an account? [Create an account.](#)" and a note: "You must have cookies enabled to log in to Arthapedia." Below this, there are input fields for "Username:" and "Password:". A checkbox labeled "Remember my login on this browser (for a maximum of 30 days)" is present. At the bottom of the form are two buttons: "Log in" and "E-mail new password". A red arrow points from the instruction text at the top to the "Log in" button. The footer of the page includes links for "Privacy policy", "About Arthapedia", and "Disclaimers", along with a note "Website developed by csipl.net" and a "Powered By MediaWiki" logo.

Special page

Indian Economy will soon Revert Back to the Path of Higher Growth!

## Log in / create account

### Log in

Don't have an account? [Create an account.](#)


You must have cookies enabled to log in to Arthapedia.

Username:

Password:

☐ Remember my login on this browser (for a maximum of 30 days)

Privacy policy About Arthapedia Disclaimers

Website developed by csipl.net  Powered By MediaWiki

Once logged in, you will come to the page as shown below. Here, you will be able to see your username on top right.

To create or upload a concept, click on **Create a Concept** that is given on the left side menu.

The screenshot shows the Arthapedia website interface. At the top, a browser window displays the URL [http://arthapedia.in/index.php/Home\\_Page](http://arthapedia.in/index.php/Home_Page). The user is logged in as **Rosemary.a**, with links for [My talk](#), [My preferences](#), [My watchlist](#), [My contributions](#), and [Log out](#) visible in the top right. The left sidebar features a navigation menu with the following items: [Home Page](#), [Create a Concept](#) (highlighted with a red box), [Editorial Board](#), [Profiles](#), [Concepts](#), [Submission Guidelines](#), [FAQ](#), [Contact Us](#), [Random page](#), [Updates](#), [About IES](#), [Feedback](#), [Help](#), and [Share Tools](#). The main content area is titled **Welcome to Arthapedia** and includes a blue banner with the text: "k 2012, Effective Utilisation of Data for better Productivity. Click [here](#) to visit". Below this, the **About Arthapedia** section explains the portal's purpose and lists its objectives and motivation. The **Concepts** section lists various economic topics such as Appropriation, AYUSH, Base Effect, Bid Rigging, Charged Expenditure, Consolidated Fund of India, Debt Consolidation and Relief Facility (DCRF), Guillotine, Household Industry Workers, Inclusive Growth, Internal and Extra Budgetary Resources (IEBR), Liquidity Adjustment Facility (LAF), Models of Microfinance in India, Non-Resident Indian Deposits (NRI Deposits), Primary, Secondary and Tertiary HealthCare, and Quick Employment Survey.

On clicking **Create a Concept**, you will see the following page.

Here, **type the title** of the concept in the space given for the same, and then click on **Create a new concept** button appearing next to it.

The screenshot shows a web browser window with the URL [http://arthapedia.in/index.php/Create\\_a\\_Concept](http://arthapedia.in/index.php/Create_a_Concept). The page features the IES (Indian Economic Service) logo and the Arthapedia name. A navigation menu on the left includes links like Home Page, Create a Concept, Editorial Board, Profiles, Concepts, Submission Guidelines, FAQ, Contact Us, Random page, Updates, About IES, Feedback, and Help. The main content area is titled 'Create a Concept' and contains a message: 'You have to login first to create/edit a concept.' Below this message is a text input field and a button labeled 'Create a new concept'. A red arrow points from the text 'type the title' to the input field. A black box highlights the input field and the button. The page also includes a search bar, user links (Rosemary.a, My talk, My preferences, My watchlist, My contributions, Log out), and a footer with copyright information and a MediaWiki logo.



You will come to the page as shown below. Here you can **type or paste the content of your Concept in the main box**.

The screenshot displays the 'Editing Concept Example' page on Arthapedia. The sidebar on the left includes the IES logo, 'What's New', and a 'Navigation' menu with links like 'Home Page', 'Create a Concept', 'Editorial Board', 'Profiles', 'Concepts', 'Submission Guidelines', 'FAQ', 'Contact Us', 'Random page', 'Updates', 'About IES', 'Feedback', and 'Help'. Below the navigation menu are 'Share Tools' for Facebook, Twitter, and a general share button. The main content area has tabs for 'Page' and 'Comments'. A blue banner at the top says 'Data for better Productivity. Click here to visit'. Below this is the title 'Editing Concept Example'. A message states: 'You have followed a link to a page that does not exist yet. To create the page, start typing in the box below (see the [help page](#) for more info). If you are here by mistake, click your browser's back button.' The main editing area contains a rich text editor with a toolbar and the text: 'This is an example of how to create a new concept.' and 'A step by step procedure for uploading or creating a new concept and posting it on the website.' Below the editor is a 'Summary:' box with a text input field. At the bottom, there are checkboxes for 'This is a minor edit' and 'Watch this page', and buttons for 'Save page', 'Show preview', 'Show changes', 'Cancel', and 'Editing help (opens in new window)'. Red arrows point to the main text box and the summary box.

Below the main box, there is a small **Summary box**. Here you can type the summary of your concept.

To see the preview of your concept, click on **Show Preview**. To save/post this concept, click on **Save Page**

The screenshot displays the Arthapedia website interface. On the left is a sidebar with the IES logo and 'arthapedia' text. Below it are sections for 'What's New?', 'Navigation' (with links like Home Page, Create a Concept, Editorial Board, Profiles, Concepts, Submission Guidelines, FAQ, Contact Us, Random page, Updates, About IES, Feedback, Help), and 'Share Tools' (with Like, +1, Tweet, and Share buttons). The main content area is titled 'Editing Concept Example' and includes a blue banner with the text 'Data for better Productivity. Click here to visit'. Below the banner is a message: 'You have followed a link to a page that does not exist yet. To create the page, start typing in the box below (see the help page for more info). If you are here by mistake, click your browser's back button.' This is followed by a text editor with a toolbar and the text: 'This is an example of how to create a new concept. A step by step procedure for uploading or creating a new concept and posting it on the website.' Below the editor is a disclaimer: 'Please note that all contributions to Arthapedia may be edited, altered, or removed by other contributors. If you do not want your writing to be edited mercilessly, then do not submit it here. You are also promising us that you wrote this yourself, or copied it from a public domain or similar free resource (see Arthapedia:Copyrights for details). Do not submit copyrighted work without permission!'. At the bottom, there is a 'Summary:' section with checkboxes for 'This is a minor edit' and 'Watch this page', and a row of buttons: 'Save page', 'Show preview', 'Show changes', 'Cancel', and 'Editing help (opens in new window)'. A red arrow points to the 'Show preview' button.

Preview of the page will appear as below. You can still make changes in the content. Click on **Save Page** to save / upload / post this concept.

The screenshot shows a web browser window with the URL [http://arthapedia.in/index.php?title=Concept\\_Example](http://arthapedia.in/index.php?title=Concept_Example). The browser's address bar and tabs are visible at the top. Below the browser window is a navigation menu with links: Home Page, Create a Concept, Editorial Board, Profiles, Concepts, Submission Guidelines, FAQ, Contact Us, Random page, Updates, About IES, Feedback, and Help. There are also sections for 'What's New', 'Share Tools' (with Like, +1, Tweet, and Share buttons), and 'Toolbox' (with Upload file, Special pages, and Translate links).

The main content area is titled 'Preview' and contains a red warning message: 'Remember that this is only a preview. Your changes have not yet been saved!'. Below this, the preview text reads: 'This is an example of how to create a new concept. A step by step procedure for uploading or creating a new concept and posting it on the website'. A rich text editor toolbar is visible above the preview text, containing icons for bold, italic, underline, link, unlink, list, and other formatting options.

Below the preview text, there is a disclaimer: 'Please note that all contributions to Arthapedia may be edited, altered, or removed by other contributors. If you do not want your writing to be edited mercilessly, then do not submit it here. You are also promising us that you wrote this yourself, or copied it from a public domain or similar free resource (see [Arthapedia:Copyrights](#) for details). Do not submit copyrighted work without permission!'. A 'Summary:' field is provided for the user to enter a summary of the concept.

At the bottom of the page, there are two checkboxes: 'This is a minor edit' and 'Watch this page'. Below these are four buttons: 'Save page', 'Show preview', 'Show changes', and 'Cancel'. A link for 'Editing help (opens in new window)' is also present.

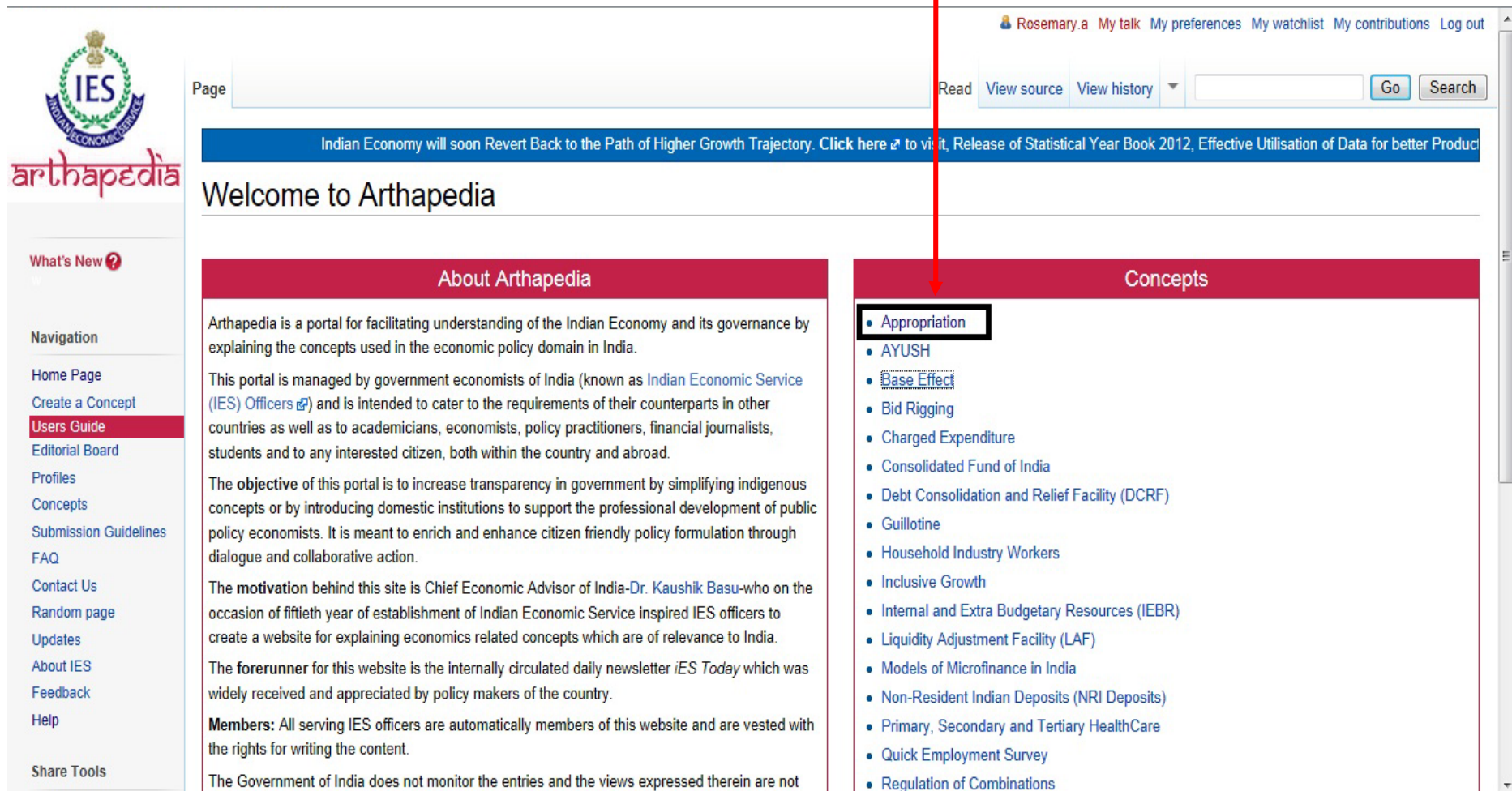


You can also see the list of your contributions by clicking on **My Contributions** on the top right.

The screenshot shows the Arthapedia website interface. At the top, there is a navigation bar with the following links: [Rosemary.a](#), [My talk](#), [My preferences](#), [My watchlist](#), [My contributions](#) (highlighted with a black box and a red arrow), and [Log out](#). Below the navigation bar, there is a search bar with a 'Go' button and a 'Search' button. The main content area is titled 'User contributions' and displays a list of contributions for the user 'Rosemary.a'. The list includes the following items:

- 06:59, 23 January 2012 (diff | hist) **N** Financial Sector Legislative Reforms Commission (FSLRC) (Created page with "Financial Sector Legislative Reforms Commission (FSLRC) was set up by the Indian Government in pursuance of the announcement made in [http://indiabudget.nic.in/ub2010-11/bs/spec..."] (top)
- 08:21, 17 January 2012 (diff | hist) **N** Financial Stability and Development Council (top)
- 08:19, 17 January 2012 (diff | hist) **N** Financial Stability and Development Council (Created page with "In pursuance of the announcement made in the [http://indiabudget.nic.in/ub2010-11/bs/speecha.htm Union Budget 2010–11] and with a view to strengthen and institutionalize the me...")
- 05:33, 28 September 2011 (diff | hist) Arthapedia:About (top)
- 05:32, 28 September 2011 (diff | hist) Arthapedia:About
- 05:16, 28 September 2011 (diff | hist) **N** File:Arthapedia in TOI.pdf (TOI news on the Arthapedia) (top)
- 07:08, 15 September 2011 (diff | hist) SME Exchange / Platform
- 07:05, 15 September 2011 (diff | hist) SME Exchange / Platform
- 06:48, 15 September 2011 (diff | hist) SME Exchange / Platform
- 05:32, 15 September 2011 (diff | hist) SME Exchange / Platform
- 02:52, 16 August 2011 (diff | hist) **N** SME Exchange / Platform (Created page with "<p>SME exchange is a stock exchange dedicated for trading the shares of small and medium scale enterprises

In case you wish to comment on any of the Concepts (articles) that are already uploaded/available on the website, click on the respective Concept. \_\_\_\_\_



The screenshot shows the Arthapedia website. At the top left is the IES logo and the word 'arthapedia' in a stylized font. Below this is a navigation menu with links like 'Home Page', 'Create a Concept', 'Users Guide' (highlighted), 'Editorial Board', 'Profiles', 'Concepts', 'Submission Guidelines', 'FAQ', 'Contact Us', 'Random page', 'Updates', 'About IES', 'Feedback', 'Help', and 'Share Tools'. The main content area is divided into two columns. The left column is titled 'About Arthapedia' and contains text about the portal's purpose, management by IES officers, and its objective. The right column is titled 'Concepts' and contains a list of economic concepts. A red arrow points from the text 'click on the respective Concept' to the 'Appropriation' link in the 'Concepts' list.

Page  Read View source View history  Go Search

Indian Economy will soon Revert Back to the Path of Higher Growth Trajectory. [Click here](#) to visit, Release of Statistical Year Book 2012, Effective Utilisation of Data for better Product

## Welcome to Arthapedia

### About Arthapedia

Arthapedia is a portal for facilitating understanding of the Indian Economy and its governance by explaining the concepts used in the economic policy domain in India.

This portal is managed by government economists of India (known as [Indian Economic Service \(IES\) Officers](#)) and is intended to cater to the requirements of their counterparts in other countries as well as to academicians, economists, policy practitioners, financial journalists, students and to any interested citizen, both within the country and abroad.

The **objective** of this portal is to increase transparency in government by simplifying indigenous concepts or by introducing domestic institutions to support the professional development of public policy economists. It is meant to enrich and enhance citizen friendly policy formulation through dialogue and collaborative action.

The **motivation** behind this site is Chief Economic Advisor of India-[Dr. Kaushik Basu](#)-who on the occasion of fiftieth year of establishment of Indian Economic Service inspired IES officers to create a website for explaining economics related concepts which are of relevance to India.

The **forerunner** for this website is the internally circulated daily newsletter *IES Today* which was widely received and appreciated by policy makers of the country.

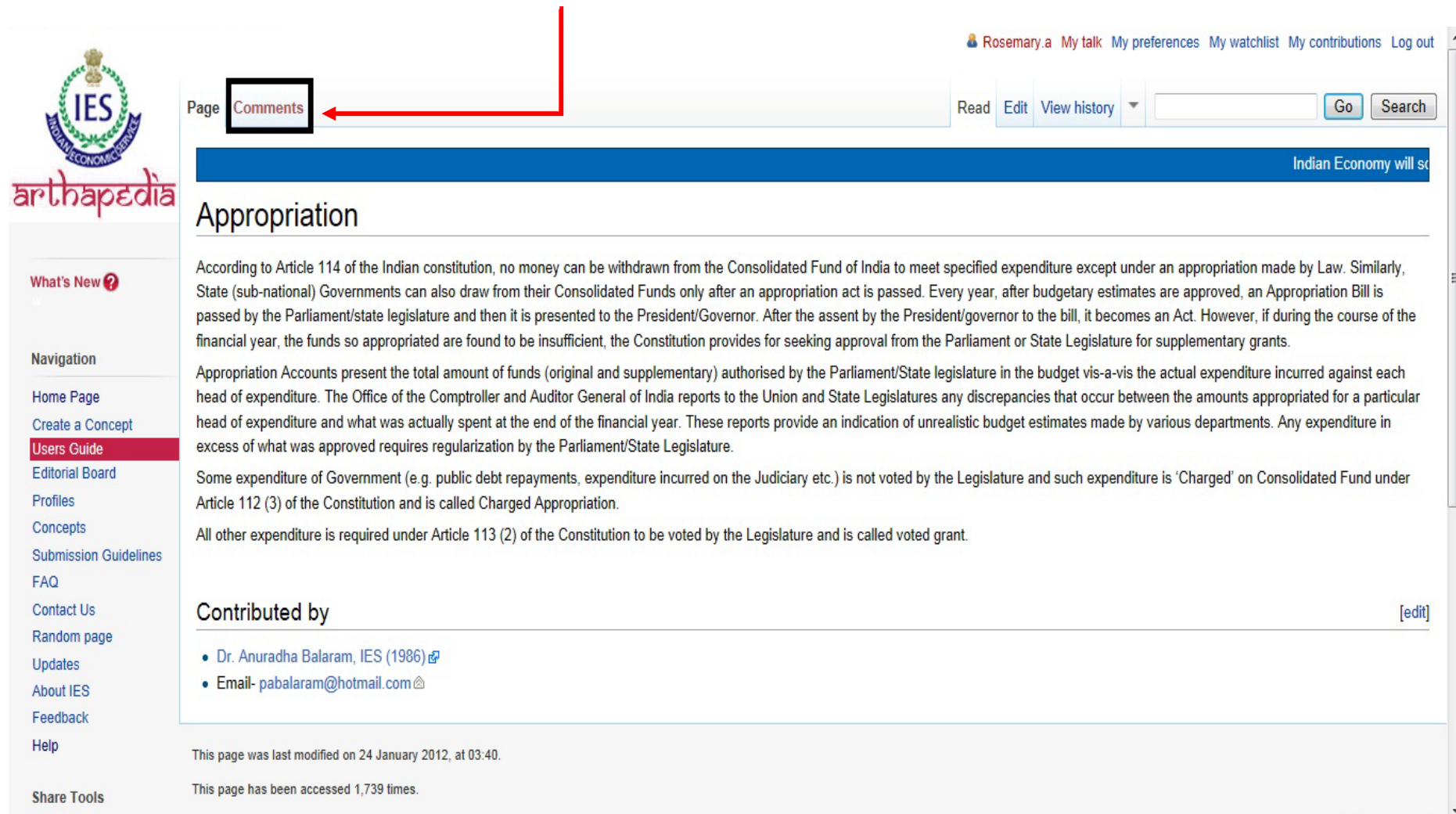
**Members:** All serving IES officers are automatically members of this website and are vested with the rights for writing the content.

The Government of India does not monitor the entries and the views expressed therein are not

### Concepts

- **Appropriation**
- AYUSH
- [Base Effect](#)
- Bid Rigging
- Charged Expenditure
- Consolidated Fund of India
- Debt Consolidation and Relief Facility (DCRF)
- Guillotine
- Household Industry Workers
- Inclusive Growth
- Internal and Extra Budgetary Resources (IEBR)
- Liquidity Adjustment Facility (LAF)
- Models of Microfinance in India
- Non-Resident Indian Deposits (NRI Deposits)
- Primary, Secondary and Tertiary HealthCare
- Quick Employment Survey
- Regulation of Combinations

Once the Concept page is open, click on **Comments** that appears on the top.



The screenshot shows the IESarthopedia website interface. On the left is a sidebar with the IES logo and 'arthapedia' text, and a navigation menu including 'What's New', 'Home Page', 'Create a Concept', 'Users Guide' (highlighted), 'Editorial Board', 'Profiles', 'Concepts', 'Submission Guidelines', 'FAQ', 'Contact Us', 'Random page', 'Updates', 'About IES', 'Feedback', 'Help', and 'Share Tools'. The main content area has a top navigation bar with 'Page' and 'Comments' tabs, where 'Comments' is highlighted and pointed to by a red arrow. To the right of the tabs are links for 'Rosemary.a', 'My talk', 'My preferences', 'My watchlist', 'My contributions', and 'Log out', along with 'Read', 'Edit', 'View history', a search box, and 'Go' and 'Search' buttons. Below the navigation bar is a blue header with the text 'Indian Economy will se'. The main title 'Appropriation' is displayed, followed by a detailed paragraph explaining Article 114 of the Indian constitution and the process of appropriation. Below this, another paragraph discusses Appropriation Accounts and the role of the Comptroller and Auditor General of India. A third paragraph mentions expenditure not voted by the Legislature, referred to as 'Charged' expenditure under Article 112 (3). A final paragraph states that all other expenditure is required under Article 113 (2) to be voted by the Legislature and is called voted grant. At the bottom of the main content area, there is a 'Contributed by' section listing 'Dr. Anuradha Balam, IES (1986)' and 'Email- pabalaram@hotmail.com'. On the far right of this section is an '[edit]' link. At the very bottom of the page, two lines of text provide metadata: 'This page was last modified on 24 January 2012, at 03:40.' and 'This page has been accessed 1,739 times.'

Page **Comments** Read Edit View history  Go Search

Indian Economy will se

## Appropriation

According to Article 114 of the Indian constitution, no money can be withdrawn from the Consolidated Fund of India to meet specified expenditure except under an appropriation made by Law. Similarly, State (sub-national) Governments can also draw from their Consolidated Funds only after an appropriation act is passed. Every year, after budgetary estimates are approved, an Appropriation Bill is passed by the Parliament/state legislature and then it is presented to the President/Governor. After the assent by the President/governor to the bill, it becomes an Act. However, if during the course of the financial year, the funds so appropriated are found to be insufficient, the Constitution provides for seeking approval from the Parliament or State Legislature for supplementary grants.

Appropriation Accounts present the total amount of funds (original and supplementary) authorised by the Parliament/State legislature in the budget vis-a-vis the actual expenditure incurred against each head of expenditure. The Office of the Comptroller and Auditor General of India reports to the Union and State Legislatures any discrepancies that occur between the amounts appropriated for a particular head of expenditure and what was actually spent at the end of the financial year. These reports provide an indication of unrealistic budget estimates made by various departments. Any expenditure in excess of what was approved requires regularization by the Parliament/State Legislature.

Some expenditure of Government (e.g. public debt repayments, expenditure incurred on the Judiciary etc.) is not voted by the Legislature and such expenditure is 'Charged' on Consolidated Fund under Article 112 (3) of the Constitution and is called Charged Appropriation.

All other expenditure is required under Article 113 (2) of the Constitution to be voted by the Legislature and is called voted grant.

### Contributed by [\[edit\]](#)

- Dr. Anuradha Balam, IES (1986) [✉](#)
- Email- [pabalaram@hotmail.com](mailto:pabalaram@hotmail.com) [✉](#)

This page was last modified on 24 January 2012, at 03:40.

This page has been accessed 1,739 times.



On the screen that appears on clicking on Comments, you can type the comment in the text box. You can also format the text as per the formatting toolbar given above the text box.

The screenshot displays the Arthapedia website interface for editing a talk page titled 'Appropriation'. The page features a left sidebar with navigation links and a main content area. The main content area includes a message about a missing page, a formatting toolbar, a large text box for comments, and a summary section at the bottom. Red arrows highlight the formatting toolbar, the comment text box, and the 'Show preview' and 'Save page' buttons.

Page Comments

Create Add topic Go Search

of Higher Growth Trajectory. Click here to visit, Release of Statistical Year Book 2012, Effective Utilisation of Data for better Productivity. Click here to visit

### Editing Talk:Appropriation

You have followed a link to a page that does not exist yet. To create the page, start typing in the box below (see the help page for more info). If you are here by mistake, click your browser's back button.

**B**

Type your comment here.

This is testing and demonstration for posting comment on any article already uploaded on the website.

After typing, you can see the preview by clicking on the preview button down below.

you can save and post your comment by clicking on Save Page.

Please note that all contributions to Arthapedia may be edited, altered, or removed by other contributors. If you do not want your writing to be edited mercilessly, then do not submit it here.  
You are also promising us that you wrote this yourself, or copied it from a public domain or similar free resource (see [Arthapedia:Copyrights](#) for details). Do not submit copyrighted work without permission!

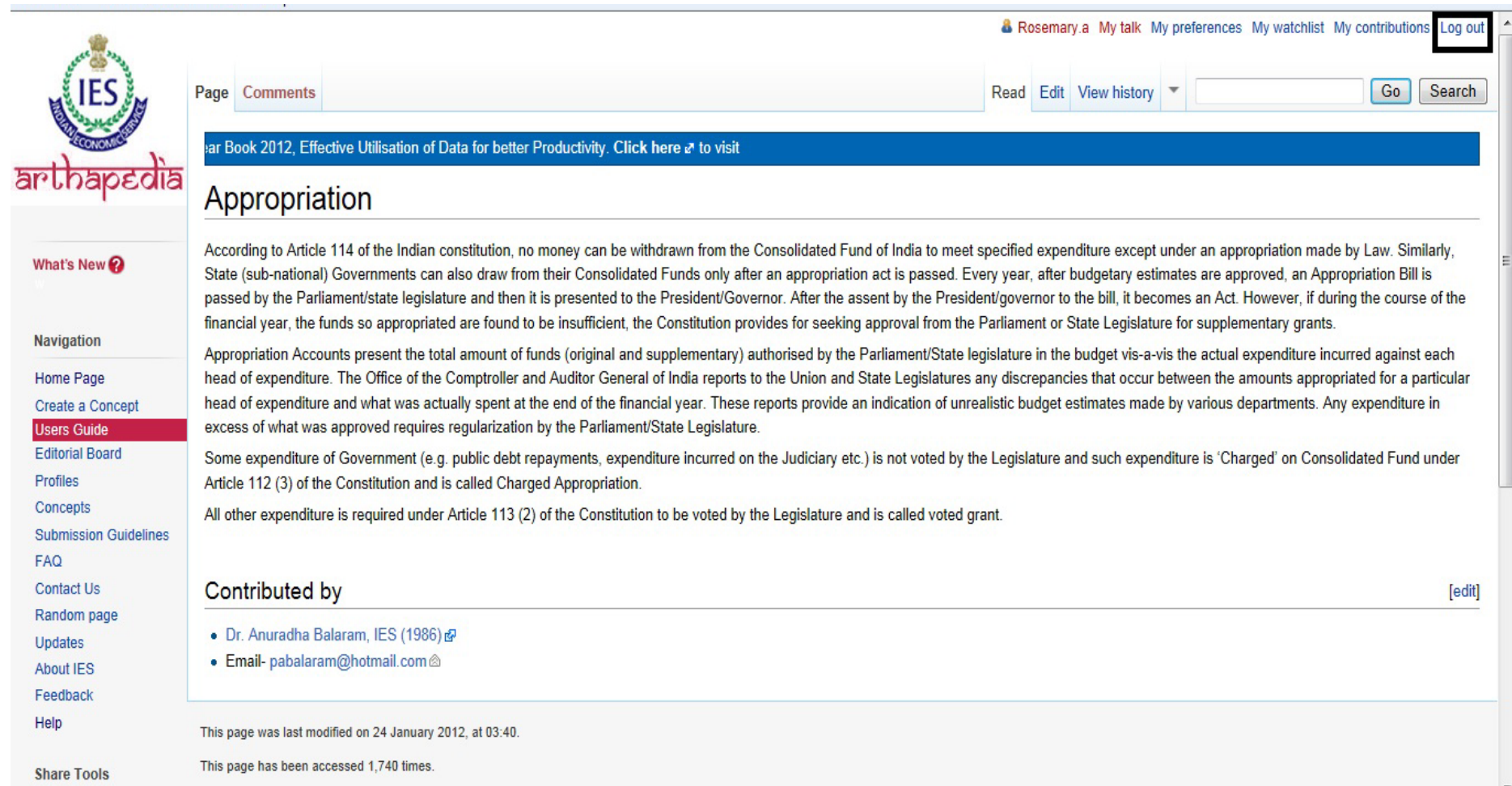
Summary:

☐ This is a minor edit ☐ Watch this page

**Save page** Show preview Show changes Cancel | [Editing help](#) (opens in new window)

You can take a look at the preview of the comment by clicking on **Show preview**. You will be able to see how it will appear once you have saved this page/posted this comment. Click on **Save page** to post this comment.

On finishing, you may log out of your account by clicking on Log out appearing on top right.



The screenshot shows the Arthapedia website interface. At the top right, a navigation bar includes links for 'Rosemary.a', 'My talk', 'My preferences', 'My watchlist', 'My contributions', and 'Log out'. The 'Log out' link is highlighted with a black box and a red arrow points to it from the text above. Below the navigation bar, there is a search bar with 'Go' and 'Search' buttons. The main content area features a blue banner for 'Year Book 2012, Effective Utilisation of Data for better Productivity. Click here to visit'. The article title 'Appropriation' is displayed in a large font. The article text explains the process of appropriation according to Article 114 of the Indian constitution, the role of the Comptroller and Auditor General, and the types of expenditure (Charged and voted grant). The 'Contributed by' section lists 'Dr. Anuradha Balaram, IES (1986)' and 'Email- pabalaram@hotmail.com'. A footer section indicates the page was last modified on 24 January 2012 and has been accessed 1,740 times. The left sidebar contains a 'What's New?' section and a 'Navigation' menu with links like 'Home Page', 'Create a Concept', 'Users Guide', 'Editorial Board', 'Profiles', 'Concepts', 'Submission Guidelines', 'FAQ', 'Contact Us', 'Random page', 'Updates', 'About IES', 'Feedback', 'Help', and 'Share Tools'.

Log out

Page Comments

Read Edit View history

Go Search

Year Book 2012, Effective Utilisation of Data for better Productivity. Click here to visit

## Appropriation

According to Article 114 of the Indian constitution, no money can be withdrawn from the Consolidated Fund of India to meet specified expenditure except under an appropriation made by Law. Similarly, State (sub-national) Governments can also draw from their Consolidated Funds only after an appropriation act is passed. Every year, after budgetary estimates are approved, an Appropriation Bill is passed by the Parliament/state legislature and then it is presented to the President/Governor. After the assent by the President/governor to the bill, it becomes an Act. However, if during the course of the financial year, the funds so appropriated are found to be insufficient, the Constitution provides for seeking approval from the Parliament or State Legislature for supplementary grants.

Appropriation Accounts present the total amount of funds (original and supplementary) authorised by the Parliament/State legislature in the budget vis-a-vis the actual expenditure incurred against each head of expenditure. The Office of the Comptroller and Auditor General of India reports to the Union and State Legislatures any discrepancies that occur between the amounts appropriated for a particular head of expenditure and what was actually spent at the end of the financial year. These reports provide an indication of unrealistic budget estimates made by various departments. Any expenditure in excess of what was approved requires regularization by the Parliament/State Legislature.

Some expenditure of Government (e.g. public debt repayments, expenditure incurred on the Judiciary etc.) is not voted by the Legislature and such expenditure is 'Charged' on Consolidated Fund under Article 112 (3) of the Constitution and is called Charged Appropriation.

All other expenditure is required under Article 113 (2) of the Constitution to be voted by the Legislature and is called voted grant.

### Contributed by

- Dr. Anuradha Balaram, IES (1986)
- Email- pabalaram@hotmail.com

This page was last modified on 24 January 2012, at 03:40.

This page has been accessed 1,740 times.

What's New?

Navigation

- Home Page
- Create a Concept
- Users Guide
- Editorial Board
- Profiles
- Concepts
- Submission Guidelines
- FAQ
- Contact Us
- Random page
- Updates
- About IES
- Feedback
- Help
- Share Tools